



Desert Foothills

2023-2024 Family Survey
Fall 2023

Summary

Topic Description	Results	Comparison
Academic preparation	85%	96% Washington Elementary School District
District Climate	82%	89% Washington Elementary School District
Parent engagement	91%	97% Washington Elementary School District
Safety and behavior	77%	85% Washington Elementary School District
School Fit Families' perceptions of how well a school matches their child's developmental needs.	97%	96% Washington Elementary School District
School operations	85%	91% Washington Elementary School District
Social Awareness How well students consider the perspectives of others and empathize with them.	92%	96% Washington Elementary School District
Student support	83%	94% Washington Elementary School District
Supportive Relationships How supported students feel through their relationships with friends, family, and adults at school.	90%	96% Washington Elementary School District

47 responses

Academic preparation

Your average

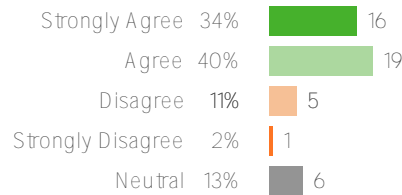
85%

47 responses

District average: **96%** Washington Elementary School District

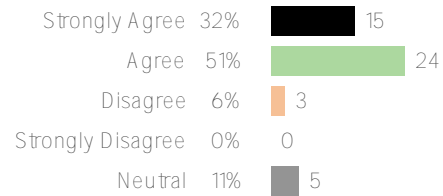
How did people respond?

Q.1: My child is being prepared to do well in the next grade level.



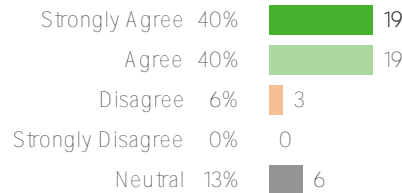
Favorable: **85%**

Q.2: My child is receiving effective instruction.



Favorable: **93%**

Q.3: Teachers demonstrate that they believe my child can be successful.



Favorable: **93%**

Q.4: Teachers give me specific information about how to help my child do well in sch

Favorable: **69%**

District Climate

Your average

82%

Parent engagement

Your average

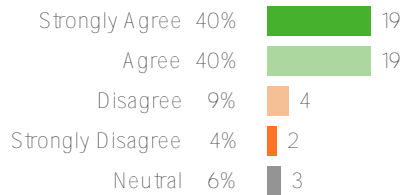
91%

47 responses

District average: 97% Washington Elementary School District

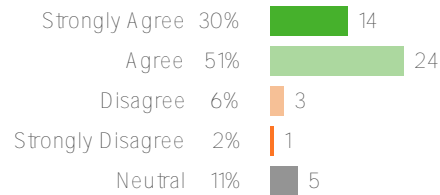
How did people respond?

Q.1: I am kept informed about my child's grades and academic progress.



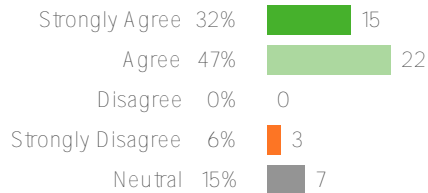
Favorable: 86%

Q.2: I am kept informed about activities like after school programs, parent workshops and other events.



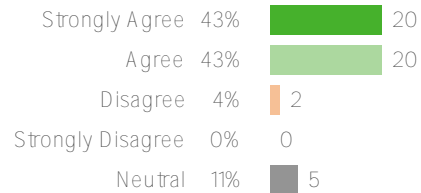
Favorable: 90%

Q.3: My child's teachers are available to discuss my child's learning needs with me.



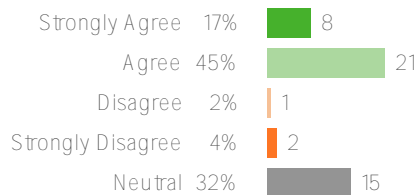
Favorable: 93%

Q.4: I know how to get involved in my child's education.



Favorable: 95%

Q.5: I feel that the feedback from students and community are valued and considered in decision making.



Favorable: 91%

Safety and behavior

Your average

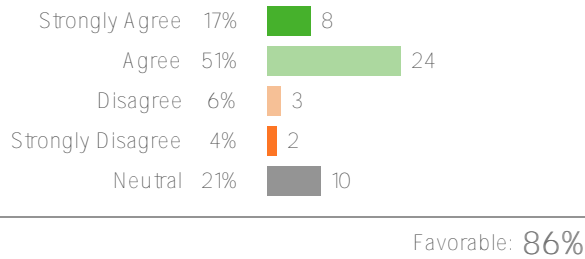
77%

47 responses

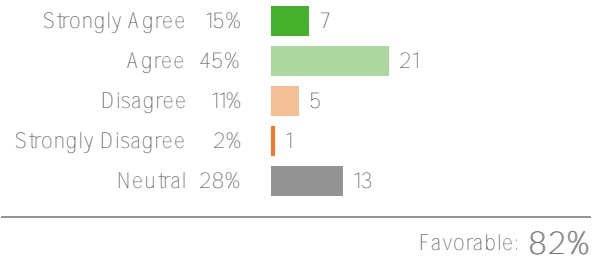
District average: **85%** Washington Elementary School District

How did people respond?

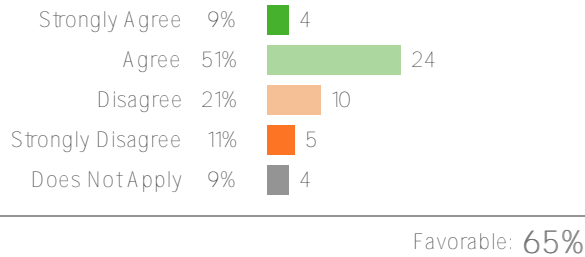
Q.1: My child feels comfortable on campus.



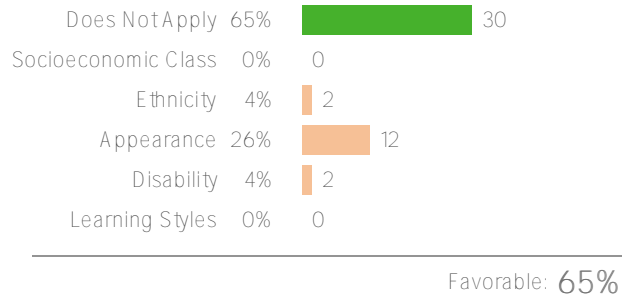
Q.2: Teachers and students treat each other with kindness at this school.



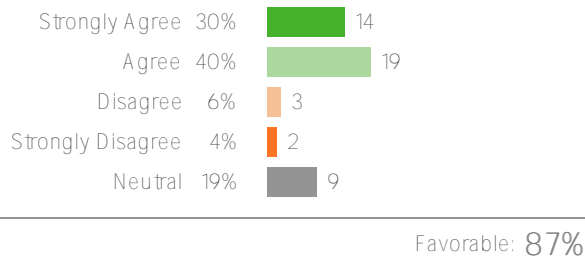
Q.3: My child was not insulted, teased or harassed at this school.



Q.4: If my child was insulted or harassed at this school it was related to:



Q.5: I am kept informed about my child's behavior.



School Fit

Your average

97%

47 responses

District average: 96% Was not defined Q1

School operations

Your average

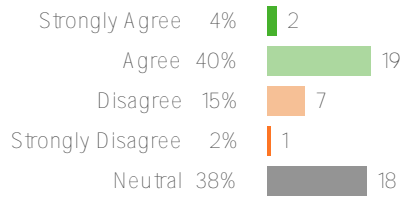
85%

47 responses

District average: **91%** Washington Elementary School District

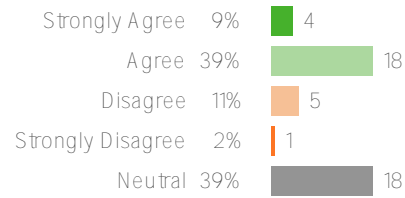
How did people respond?

Q.1: Healthy food is served for breakfast and lunch.



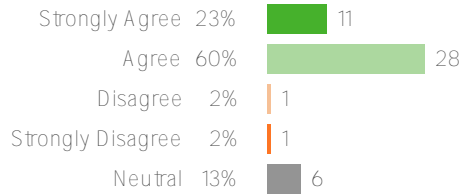
Favorable: **72%**

Q.2: My child gets enough to eat at school.



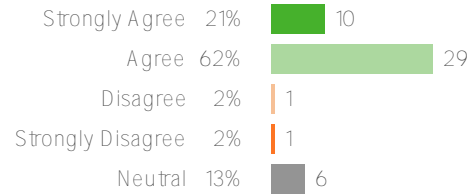
Favorable: **79%**

Q.3: My child's school is clean and provides a safe and healthy environment.



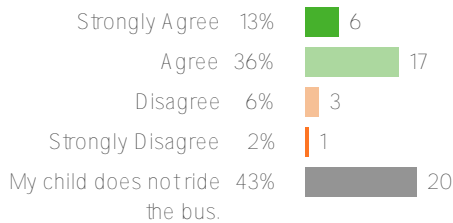
Favorable: **95%**

Q.4: My child's school grounds, classrooms and outer building are well-maintained.



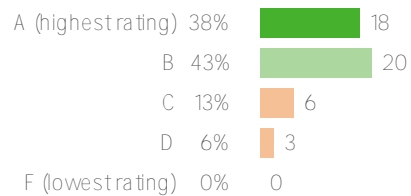
Favorable: **95%**

Q.5: My child's school bus is on time most days.



Favorable: **85%**

Q.6: How would you grade the overall quality of the school?



Favorable: **81%**

Student support

Your average

83%

47 respon

Supportive R

Background Questions
